

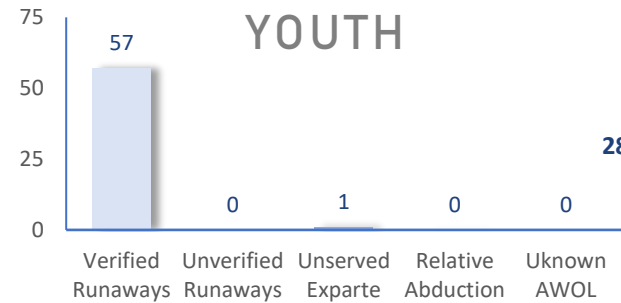
The following statistics show the status and demographics of absent Kansas foster youth and track DCF's successful recovery efforts.

RECOVERED YOUTH

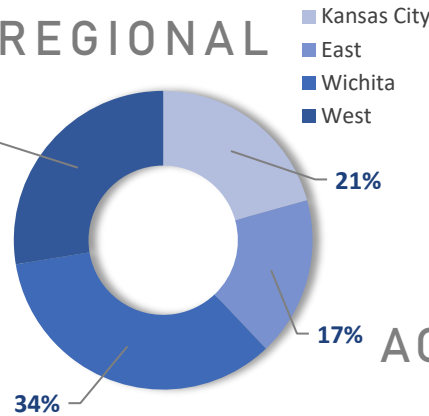


*A youth may be recovered more than once per month.

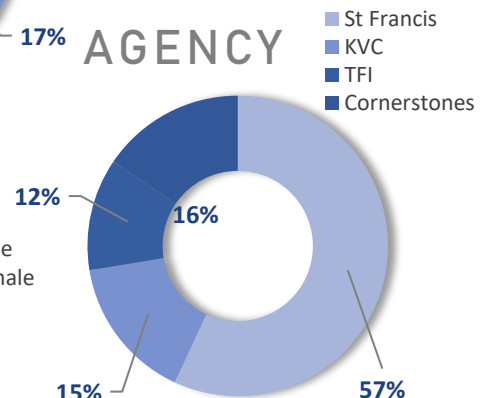
CURRENT AWOL YOUTH



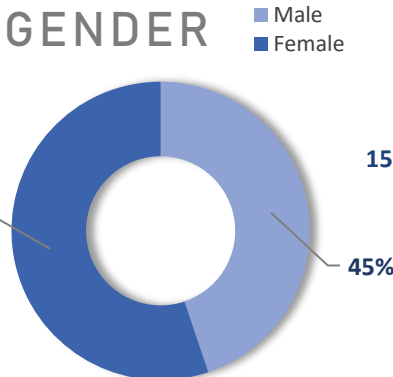
REGIONAL



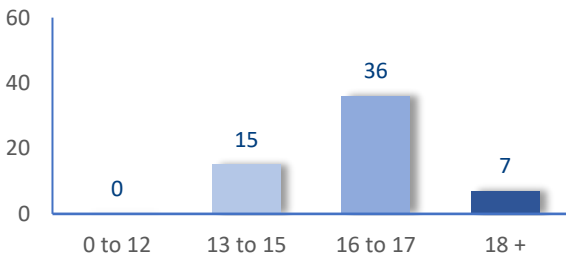
AGENCY



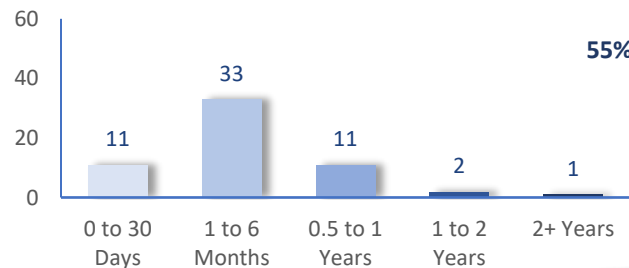
GENDER



AGE



TIME



DAILY AWOL YOUTH

2023

| October | | November | | December | | January | |
|---------|--------|----------|--------|----------|--------|---------|--------|
| DATE | # AWOL | DATE | # AWOL | DATE | # AWOL | DATE | # AWOL |
| 3 | 65 | 1 | 59 | 1 | 61 | 3 | 58 |
| 4 | 66 | 2 | 58 | 2 | 62 | 4 | 57 |
| 5 | 64 | 3 | 58 | 5 | 61 | 5 | 58 |
| 6 | 65 | 4 | 61 | 6 | 65 | 6 | 58 |
| 7 | 65 | 7 | 63 | 7 | 64 | 9 | |
| 10 | 63 | 8 | 60 | 8 | 64 | 10 | |
| 11 | 65 | 9 | 61 | 9 | 62 | 11 | |
| 12 | 68 | 10 | 60 | 12 | 61 | 12 | |
| 13 | 62 | 14 | 59 | 13 | 61 | 13 | |
| 14 | 62 | 15 | 57 | 14 | 61 | 17 | |
| 17 | 72 | 16 | 56 | 15 | 59 | 18 | |
| 18 | 73 | 17 | 56 | 16 | 57 | 19 | |
| 19 | 63 | 18 | 56 | 19 | 54 | 20 | |
| 20 | 62 | 21 | 56 | 20 | 54 | 23 | |
| 21 | 60 | 22 | 56 | 21 | 56 | 24 | |
| 24 | 59 | 23 | 58 | 27 | 56 | 25 | |
| 25 | 61 | 28 | 56 | 28 | 56 | 26 | |
| 26 | 60 | 29 | 54 | 29 | 55 | 27 | |
| 27 | 58 | 30 | 59 | 30 | 53 | 30 | |
| 28 | 57 | | | | | 31 | |
| 31 | 57 | | | | | | |